



Fiberglass Reinforced Polymer Panels

285 Industrial Drive
 Moscow, TN 38057
 Ph: 888-737-6548
 Fax: 901-877-1388
 Email: sales@resolite.com

Technical Data

Profile Selection Guide

Standard Profiles

Note: The 7.2 x 1.5 and 4.2 x 1 1/16" profiles are the most commonly used and most readily available of the Resolite FRP panels. For other standard profiles availability and minimum order requirements, contact Customer Service Department.

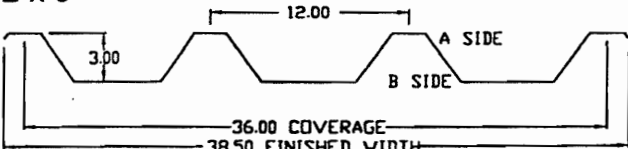
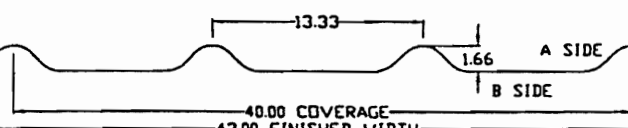
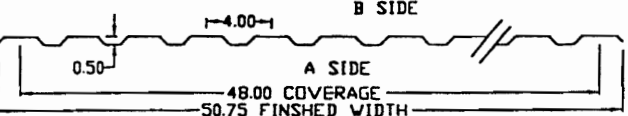
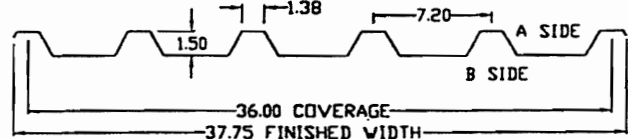
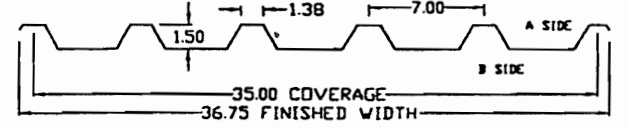
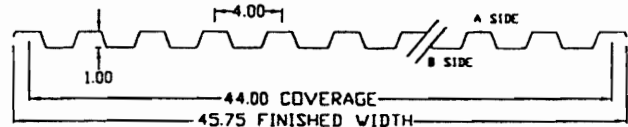
Standard Profiles	Fire Rated				Non-FR	Load Span Data See Page Listed
	Tred-Safe	FS25A/CRFS25A		Ac/CR-Ac		
		'40' Series	'30' Series	'30' Series		
7.2 x 1.5" E S	●	●	●	●	●	15A
4.2 x 1-1/16" E S	●	●	●	●	●	16A
7.2D x 1.75" E S	OPT.	●	●	OPT.	●	17A
NOT AVAILABLE IN TYPES 830 AND 840						
7 X 1.5" E S	OPT.	●	●	OPT.	●	18A
2-1/2 x 1/2" E S			●		●	19A

- Note: 1. Panels are manufactured in standard lengths from 4' to 30'.
 2. Surface texture is designated by E for Embossed and S for Smooth.
 3. Coverage width and length tolerance for all panel profiles is 1/4".
 4. Stock panels available in 7.2 x 1.5" and 4.2 x 1-1/16". Contact Resolite's Customer Service for availability.

DECK 6 x 2-1/8" S E	Vinyl Ester Resin				10A
--------------------------------------	-------------------	--	--	--	-----

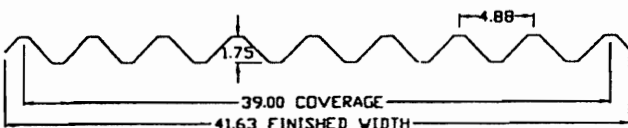
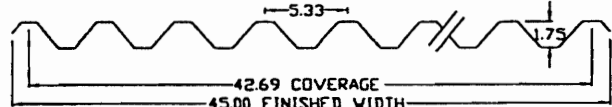


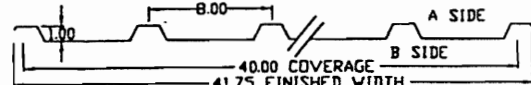


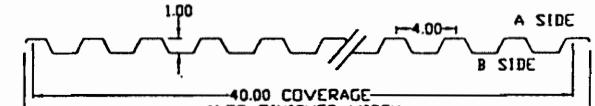
Profile Selection Guide

(continued)

<h2 style="margin: 0;">Non-Standard Profiles</h2> <p style="font-size: small; margin: 5px 0;">Note: The profiles listed below are not commonly used. Some product, profile, weight and/or color combinations may have minimum order requirements. Delivery restrictions may also apply. Contact Customer Service Department with your specific project requirements.</p>	Fire Rated			Non-FR	Load Span Data See Page Listed	
	FS25A/CRFS25A			Ac/CR-Ac		
	Tred-Safe	'40' Series	'30' Series	RFM		'30' Series
<p>12 x 3"</p> 	E	●	●	OPT.	●	20A
NOT AVAILABLE IN TYPE 830 AND 840						
<p>Trafford Tile</p> 	E	●	●	OPT.	●	21A
<p>4 x 1/2"</p> 	E		●	OPT.	●	22A
<p>7.2" Box Rib</p> 	E	●	●	OPT.	●	23A
<p>7" Box Rib</p> 	E	●	●	OPT.	●	24A
<p>4 x 1" (Reynolds Rib)</p> 	E		●		●	25A

- Note:
1. Other profiles and flat panels may be available. Contact Resolite Customer Service for more information.
 2. Surface texture is designated by E for Embossed and S for Smooth.
 3. Panels are manufactured in standard lengths from 4' to 30'.
 4. Coverage width and length tolerance for all panel profiles is 1/4".
 5. Non-symmetrical profiles are designed above by showing the 'A' Side and 'B' Side. This information is required when ordering horizontal closure strips.

Profile Selection Guide (continued)

<h2 style="margin: 0;">Non-Standard Profiles</h2> <p style="font-size: small; margin: 5px 0;">Note: The profiles listed below are not commonly used. Some product, profile, weight and/or color combinations may have minimum order requirements. Delivery restrictions may also apply. Contact Customer Service Department with your specific project requirements.</p>	Fire Rated				Non-FR	Load Span Data See Page Listed
	FS25A/CRFS25A				Ac/CR-Ac	
	Tred-Safe	'40' Series	'30' Series	RFM	'30' Series	
4-7/8 V-Beam 	E		●		●	26A
5.33 V-Beam 	E		●		●	27A
2.67 x 7/8" 	E		●		●	28A
<h2 style="margin: 0;">Special Profiles</h2> <p style="font-size: small; margin: 5px 0;">Note: Contact Customer Service Department for panel availability.</p>						
5.4 V-Beam 	E	8 x 1"				E
	S				E	
4-3/16 x 9/16" 	E	2.7 x 9/16"				E
	S				S	
4 x 1" (ALCOA Rib) 	E	FRP STRUCTURAL PULTRUDED SHAPES ARE ALSO AVAILABLE. CONTACT RESOLITE CUSTOMER SERVICE FOR MORE INFORMATION OR TO REQUEST A CATALOG (TD-122).				E
	E					E

- Note:
1. Other profiles and flat panels may be available. Contact Resolite Customer Service for more information.
 2. Panels are manufactured in standard lengths from 4' to 30'.
 3. Surface texture is designated by E for Embossed and S for Smooth.
 4. Coverage width and length tolerance for all panel profiles is 1/4".
 5. Non-symmetrical profiles are designed above by showing the 'A' Side and 'B' Side. This information is required when ordering horizontal closure strips.